


UCAS

# APPLYING THROUGH UCAS

For courses starting in 2027



# STARTING YOUR APPLICATION

Choose the year you want to start your studies, level of study (it's **Undergraduate**) and type of application you wish to make.

Make sure you choose **2027** if you want to start next year, including if you want to defer your start date.

## YOUR APPLICATIONS

### Start an application

You can only apply once in a cycle - Do not apply more than once in a cycle, or submit a new application if you are holding a deferred place, as your new application will be cancelled and you won't receive a refund.

In which year do you want to start your studies?

2027

Select the main level of study you are interested in

Undergraduate (Uni and college degrees, and ap... ▾



#### Undergraduate

Degrees, HNDs, and HNCs

Start **2027** application ›



#### Conservatoire

Undergraduate or postgraduate music, dance, drama, or musical theatre.

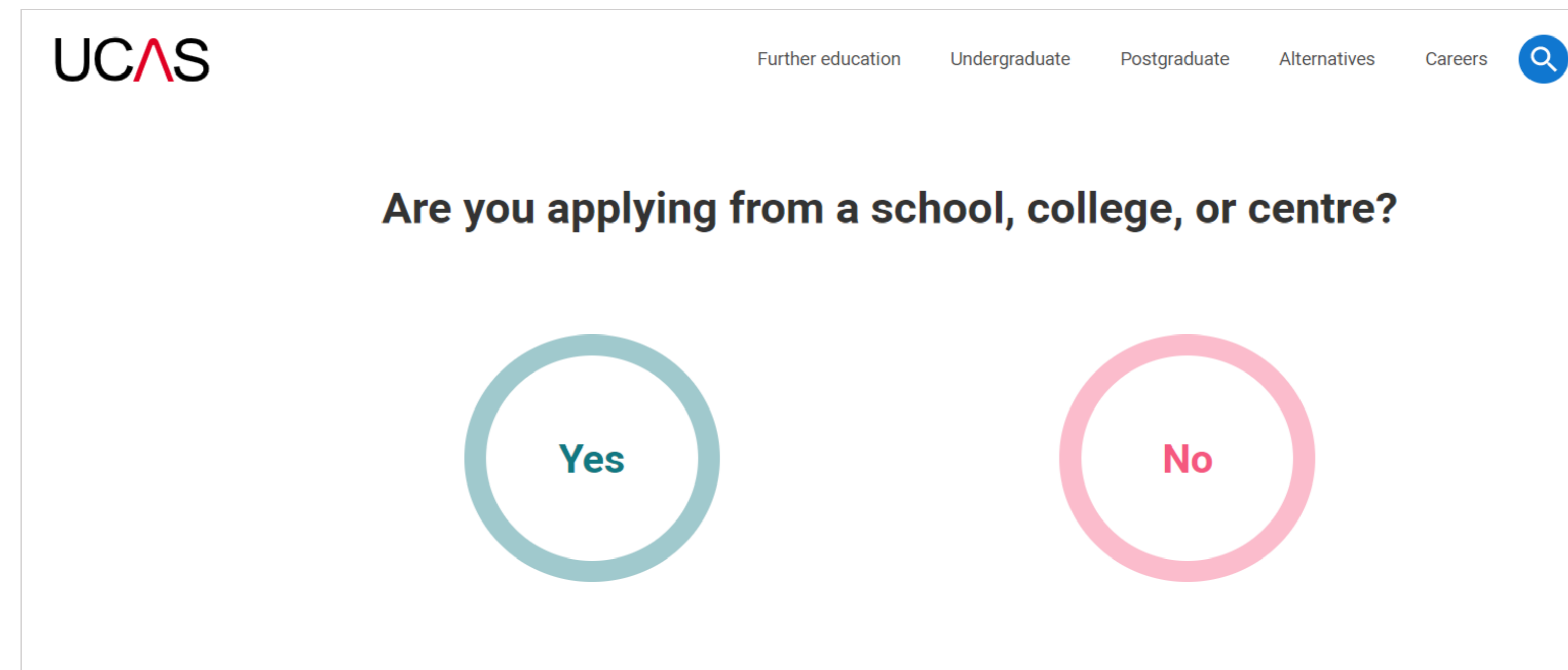
Start **2027** application ›

# LINKING TO YOUR SCHOOL, COLLEGE OR CENTRE

On the page where it asks, 'Are you applying from a school, college or centre' you need to select 'Yes'.

You will then need to enter the Buzzword.

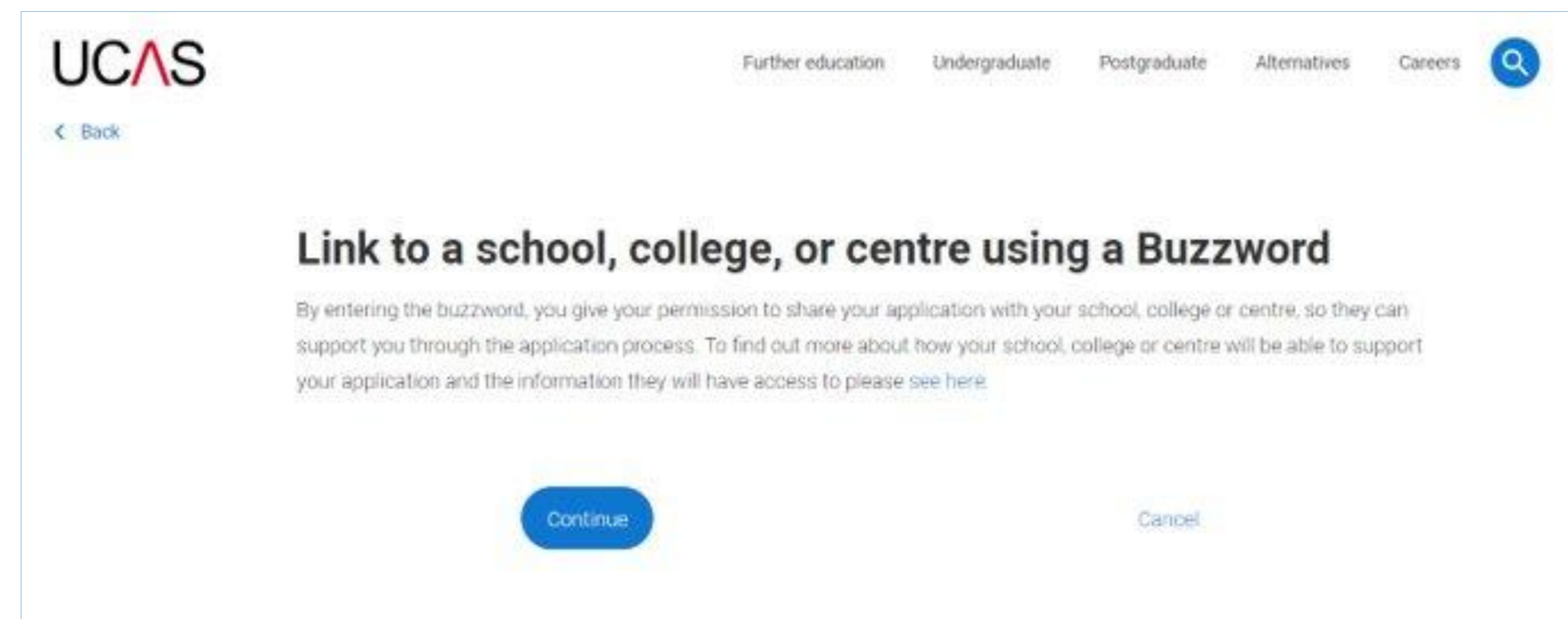
The Buzzword is  
**clitheroe27**



UCAS Further education Undergraduate Postgraduate Alternatives Careers

Are you applying from a school, college, or centre?

Yes No



UCAS Further education Undergraduate Postgraduate Alternatives Careers

< Back

Link to a school, college, or centre using a Buzzword

By entering the buzzword, you give your permission to share your application with your school, college or centre, so they can support you through the application process. To find out more about how your school, college or centre will be able to support your application and the information they will have access to please see [here](#).

Continue Cancel

# LINKING TO YOUR SCHOOL, COLLEGE OR CENTRE

Enter the **buzzword**, and **confirm** the details are correct.

This will **link your application** to CRGS, so we can track your progress and provide support, including adding your reference and predicted grades.

## Enter the Buzzword from your school, college, or centre

Buzzwords are case-sensitive and will be given to you by your school, college or centre.

Enter Buzzword here

Save Buzzword

Cancel

## Enter the Buzzword from your school, college, or centre

Your buzzword is for

### Clitheroe Royal Grammar School

York Street, Clitheroe,  
Lancashire, BB7 2DJ

Is this correct?

Yes

No

# LINKING TO YOUR SCHOOL, COLLEGE OR CENTRE

You have linked your application to  
**Clitheroe Royal Grammar School**

Once your application has been linked, you can then select a **group**.

You need to select your Senior Tutor from the drop-down list.

Select group

I don't know

Default Group

Dr G Brown

Former Student

Miss H E Ashton

Mr D J Joseph

Mr J L Powell

Mr J Procter

Mr P T Smith

Mr R J Edmondson

Mr S D Draper

Mr S Gregory

Mr W C D Capstick

Mrs K L Johnston

Ms G Clark

Ms M L Burrill

# APPLICATION OVERVIEW

Your 'Application status' helps track your progress.

The percentage complete updates each time you mark a section as complete.

You don't need to complete the application straight away; log in and out at any time until you're finished.

**UCAS APPLICATION**  
2027 Undergraduate application

Your Personal ID number  
2070014907

Home / UCAS application

**Application status**

**Centre information**  
Application linked to UCAS Training School  
Group Former students

CHOICES: 0/5  
PROFILE: 0%  
PERSONAL STATEMENT: NOT STARTED  
Overall: 0%  
Review and submit

---

**Application status**

**Centre information**  
Application linked to UCAS Training London  
Group Training Group 1

CHOICES: 2/5  
PROFILE: 44%  
PERSONAL STATEMENT: IN PROGRESS  
Overall: 36%  
Submit

# APPLICATION OVERVIEW

The application form is responsive to make it easier to complete.

Once you've completed 'Where you live', you'll also see the 'Diversity and inclusion', 'More about you' and 'Extra activities' sections to complete.

All sections must be marked as '**Complete**' to review and submit your form into Sixth Form.

You must complete all mandatory questions to mark a section as complete (they have a \*).

The screenshot displays the UCAS application form overview, organized into three main categories: Profile, Experience, and Personal Statement. Each category contains several sections with their respective completion statuses.

**Profile**

- Personal details**: Name, age, title and gender. Status: Start this section.
- Nationality details**: Birthplace and nationalities. Status: Start this section.
- Where you live**: Tell us about your address history. Status: Section in progress.
- Contact details**: Address, email, and telephone. Status: Section in progress.
- Supporting information**: So that providers know how to support you during your studies. Status: Start this section.
- Finance & funding**: Tell us how you'll fund your study. Status: Start this section.
- Diversity & inclusion**: Additional equality information. Status: Start this section.
- More about you**: Tell us about any circumstances that you might need support for during your studies. Status: Start this section.

**Experience**


- Education**: Qualifications and periods of study. Status: Section complete.
- Employment**: Paid employment. Status: Section complete.
- Extra activities**: Taken part in any activities to prepare you for higher education?. Status: Start this section.

**Personal Statement**

- Personal statement**: Why do you want to study this subject?. Status: Start this section.

# APPLICATION OVERVIEW

The list on the left of each section will show which sections are completed (with a tick), which are in progress (with a half-moon), and which have yet to be started (no icon).

Click on the  throughout for help text to provide advice about what to put.

[🏠](#) / [UCAS application](#) / [Nationality details](#)

[< Return to application overview](#)

Nationality details

🕒 Where you live

🕒 Contact details

Supporting information

Finance and funding

Diversity and inclusion

More about you

✔ Education

✔ Employment

Extra activities

Personal statement

**What is your country of birth? \***  
For the purpose of this question the UK includes the Channel Islands and the Isle of Man.

**What is your nationality? \***  
If you're applying from outside the UK choose your nationality as it appears in your passport. If you have dual nationality and you need a visa to enter the UK, enter your first nationality as it is shown on the passport you intend to use when travelling to the UK for your course.

**Dual nationality**  
If you have dual nationality, select your first nationality in the previous field and your second nationality here.

Mark this section as complete \*

You must complete all mandatory fields in this section before you can mark it as complete. All sections must be marked as complete before you can send your application.

Save this section

# PERSONAL DETAILS

Your name should already show, but you'll need to add your title and complete the other mandatory fields (marked with a \*).

Once you've completed a section you must remember to mark the section as complete and save it at the bottom of each page.

## PERSONAL DETAILS

2027 Undergraduate application

Home / UCAS application / Personal details

[Return to application overview](#)

**Personal details**

[Nationality details](#)

**Where you live**

[Contact details](#)

[Supporting information](#)

[Finance and funding](#)

[Diversity and inclusion](#)

[More about you](#)

**Education**

[Employment](#)

[Extra activities](#)

[Personal statement](#)

[Reference](#)

**Title \***

**First and middle name(s) \***

Make sure your name is as it appears on any official documents, such as your passport, birth certificate or driving licence.

**Last name \***

Make sure your name is as it appears on any official documents, such as your passport, birth certificate or driving licence.

**Previous name(s)**

Tell us any other names you've been known by (for example maiden name), as it helps when we're matching educational records.

**Preferred first name**

Let us know what we, and your chosen universities and colleges, should call you in our correspondence.

**Date of birth \***

Day Month Year

**Gender \***

Select the gender you most identify with at this time. You can tell the university or college directly if you'd feel more comfortable identifying in another way, or if this changes.

Man  Woman  I use another term  I prefer not to say

Mark this section as complete \*

You must complete all mandatory fields in this section before you can mark it as complete. All sections must be marked as complete before you can send your application.

Save this section



# PERSONAL DETAILS

Make sure your name and date of birth is entered as it appears on any official documents (e.g. passport, birth certificate).

Use preferred name to let UCAS know what they should call you in their communications.

## Personal details

Nationality details

Where you live

Contact details

Supporting information

Finance and funding

Education

Employment

Personal statement

### First and middle name(s) \*

Make sure your name is as it appears on any official documents, such as your passport, birth certificate or driving licence.

### Last name \*

Make sure your name is as it appears on any official documents, such as your passport, birth certificate or driving licence.

### Previous name(s)

Tell us any other names you've been known by (for example maiden name), as it helps when we're matching educational records.

### Preferred first name

Let us know what we, and your chosen universities and colleges, should call you in our correspondence.

### Date of birth \*

Day    Month    Year

# PERSONAL DETAILS

If your name is now different to the one that appears on your qualification certificates, you'll be able to **upload documents as evidence for your choices**.

Check out UCAS' guidance on evidence that can be used [here](#).

**First and middle name(s) \***

Make sure your name is as it appears on any official documents, such as your passport, birth certificate or driving licence.

**Last name \***

Make sure your name is as it appears on any official documents, such as your passport, birth certificate or driving licence.

**Previous name(s)**

Tell us any other names you've been known by (for example maiden name), as it helps when we're matching educational records.

**Optional Upload proof of name change**

Please upload evidence of your change of name, this will help universities and colleges to verify any qualification results you may have.

**What can I use as proof of my name change?**

# NATIONALITY DETAILS

Your nationality is associated with the country that would issue you a passport for international travel. If you don't have a passport, it is usually the country in which you were born.

**This is not your ethnicity. Ethnicity refers to your cultural identity and ancestry.** You are asked about ethnicity in the diversity and inclusion section.

Additional questions may appear based on the information you provide.

**What is your country of birth? \***

For the purpose of this question the UK includes the Channel Islands and the Isle of Man.

United Kingdom

**What is your nationality? \***

If you're applying from outside the UK choose your nationality as it appears in your passport. If you have dual nationality and you need a visa to enter the UK, enter your first nationality as it is shown on the passport you intend to use when travelling to the UK for your course.

UK national

**Dual nationality**

If you have dual nationality, select your first nationality in the previous field and your second nationality here.

Mark this section as complete \*

You must complete all mandatory fields in this section before you can mark it as complete. All sections must be marked as complete before you can send your application.

Save this section

[Back to Contact and residency details](#)


[Next to Supporting information](#)

# WHERE YOU LIVE

You must add three years of residency history between 1 September 2024 and 1 September 2027.

Your current address should be added first, once this has been added it can only be edited not deleted.

Then add your previous addresses until September 2024.

Select  to see help text with advice to help with this section.

## Where you live

We need to collect the addresses where you have been living since 1 September 2023. By giving us this information, universities and colleges can determine where you have been living for the three years prior to your course.

If you split your time between two addresses, for example, your parents live apart, please tell us about the address you spend the most time at.

The addresses in this section will not be used to contact you. You can add your postal address in the contact details section.

### Add current address

Address type \*

What date did you start living here? \*

Please ignore any temporary absences from where you normally live, for example travelling, gap year or work.

Month Year

Tell us the reason you are living here. \*

Universities and colleges need to know whether you are living here permanently or for a temporary reason

Save address

## Need some help?

Questions from this page that you might need help with:

[Help for area of permanent residence](#)

[Help for residential category](#)

[Help for this section](#)

Need some more general help with your application?

[Guide to completing your UCAS application](#)



# WHERE YOU LIVE

Use the look up for UK addresses.

**Add current address**

**Address type \***

UK address ▾

**Address lookup**

[Click here](#) to enter your address manually

For each address tell UCAS why you're living there; for example, you may have two permanent homes.

**Why are you living here? \***

Universities and colleges need to know whether you are living here permanently or for a temporary reason


- Other
- Permanent home
- Temporary because of my parents/guardians job/study
- Temporary for education (boarding school)
- Temporary for education (not boarding)
- Temporary for work
- Temporary whilst seeking asylum or similar

# WHERE YOU LIVE

Until the required duration of address history is reached, you'll see the 'Add previous address' option.

Gaps in the address history will be flagged for you to fill in so that a full history is provided.

Overlapping addresses are allowed.

Select  to see the help text with advice about this.

## Where you live

We need to collect the addresses where you have been living since 1 September 2024. By giving us this information, universities and colleges can determine where you have been living for the three years prior to your course.

If you split your time between two addresses, for example, your parents live apart, please tell us about the address you spend the most time at.

The addresses in this section will not be used to contact you. You can add your postal address in the contact details section.

[↩ Add new current address](#)

### Address 1 (Current address)

Dates you lived here: **03/2025 - Present**

**1 Constable Court,  
Millfield Avenue,  
York,  
North Yorkshire,  
YO10 3XA**

Reason: **Permanent home**

[... More](#)

[Add Previous address](#)

**You need to add 6 more months**

# WHERE YOU LIVE

Once you've added addresses to cover the required date range, you'll need to confirm your home address.

This can be selected from the list of addresses you entered, or a new one can be added.

You need to select your area of permanent residence and residential category.

If you live in Blackburn select Blackburn  
if you live anywhere else in Lancashire  
select Lancashire.

 The addresses you have added cover the date range we require

## Please confirm your home address \*

Universities and colleges require your permanent home address, to determine your domicile. This might be where your family lives, or the house you own. This may not be where you are currently living, if you are living away from home on a temporary nature (for example at boarding school, or other temporary housing for educational purposes)

- 1 Constable Court, Millfield Avenue, York, North Yorkshire, YO10 3XA
- high street, Town, Bahamas
- Add a different home address

## Please select your area of permanent residence \*

Your area of permanent residence refers to the area in which you normally live.

## Residential category \*

Please choose the option that most closely applies to you.

Mark this section as complete \*

You must complete all mandatory fields in this section before you can mark it as complete. All sections must be marked as complete before you can send your application.

Save this section

# CONTACT DETAILS

Your email will be used by both UCAS and your university and college choices.

Make sure you use a personal email and make sure you can always access it, so you don't miss anything important.

## Contact details

### Mobile telephone number

### Other telephone number

### Email address \*

You can update your email address in your UCAS profile

### Postal address

#### Address type \*

#### Address lookup

[Click here](#) to enter your address manually

## Nominated access

**Do you want someone else to be able to act, or speak on your behalf, about your application? e.g. A parent, teacher, other relative or guardian. If you are using an agent, you can choose to enter their details.**

You're able to enter details of someone you're happy to help manage your application - this is called nominated access.

Yes  No

Mark this section as complete \*

You must complete all mandatory fields in this section before you can mark it as complete. All sections must be marked as complete before you can send your application.

[Save this section](#)

# CONTACT DETAILS

Make sure you add a Nominated Access.

This means you are authorising someone to be able to act, or speak on your behalf e.g. a parent, relative, or guardian.

This is useful if you need to contact UCAS and you are unable to contact them.

You'll only see the fields to add the nominated contact details if you answer Yes to the question.

## Nominated access

Do you want someone else to act, or speak on your behalf, about your application? e.g. A parent, other relative or guardian. If you are using an agent, you can choose to enter their details.

You're able to enter details of someone you're happy to help manage your application - this is called nominated access.

Yes  No

### Full name of nominee \*

The first and last name of your nominee. They will be asked this information when speaking to UCAS on your behalf.

### Relationship to you \*

How you know your nominee. They will be asked this information when speaking to UCAS on your behalf.

# SUPPORTING INFORMATION

All questions are mandatory (\*), but you have the option of

- *I don't know*
- *Prefer not to say.*

Have you ever lived or worked in the EU (excluding the UK), European Economic Area (EEA) or Switzerland? \*

Do you have a parent, step parent, spouse or civil partner who is an EU (excluding the UK), EEA or Swiss national? \*

Mark this section as complete \*

You must complete all mandatory fields in this section before you can mark it as complete. All sections must be marked as complete before you can send your application.

Save this section

# FINANCE AND FUNDING

If you are applying for student finance, you need to select UK, ChI, IoM or EU Student Finance Services.

Under 'Student support arrangements' you need to select Blackburn if you live in Blackburn or Lancashire if you live anywhere else in Lancashire.

For more information head to:  
[ucas.com/finance](https://ucas.com/finance)

**What will be your main source of funding for your studies? \***

Select an option from the drop-down list to tell us how you expect to pay for your tuition fees. Most applicants from the UK, Channel Islands, Isle of Man, and those eligible EU students under the EU Settlement Scheme will be in the category UK, ChI, IoM, or EU student finance.

This guidance has been created based on [eligibility advice](#) from the Student Loans Company, and you should give your answer as guided. Universities and colleges are aware that EU applicants will be selecting the UK, ChI, IoM or EU student finance option.

If you require additional guidance, we recommend contacting [the UK Council for International Student Affairs](#).

UK, ChI, IoM or EU student finance services ▾

**Student support arrangements**

Tell us who will assess you for tuition fees, or how you will pay for your course. Please select the option which best describes your situation.

Mark this section as complete \*

You must complete all mandatory fields in this section before you can mark it as complete. All sections must be marked as complete before you can send your application.

Save this section

<

**What will be your main source of funding for your studies?**

You need to select one category from the list to tell us how you expect to pay for your tuition fees. Most applicants from the UK, Channel Islands, Isle of Man, and the EU will pick the second category. You should pick that category if you are eligible for assessment under student support arrangements, even if you think your family income will be too high for you to receive support.

The choices are as follows:

Private finance – Entire cost of tuition fees is to be paid by private finance.

UK, ChI, IoM, or EU student finance services – Applying for student support assessment by

×

# DIVERSITY AND INCLUSION

There are some mandatory fields(\*), but you have the option to answer, 'I prefer not to say'.

This information is only shared with universities or colleges once you have secured a place, it does not influence any decision making.

**Equality monitoring**

**Ethnic origin \***

**What is your religion or belief?**

**What is your sexual orientation?**

**Do you identify as transgender?**

Yes  
No  
**I prefer not to say**

Select yes if you've ever lived in public care or as a looked-after child, including.

# DIVERSITY AND INCLUSION

Growing up in care means you are entitled to a range of practical support; for example, during your application, financial assistance, year-round accommodation, or help with managing your health and wellbeing.

When you give this information, you are letting the university or college know that you may need additional support during your studies. They may get in touch to tell you more about the benefits and options available, if you want it.

## Care support information

### Have you been in care?

Select yes if you've ever lived in public care or as a looked-after child, including:

- with foster carers under local authority care
- in a residential children's home
- being 'looked after at home' under a supervision order
- living with friends or relatives in kinship care

Note: This does not refer to time spent in boarding schools, working in a care or healthcare setting, or if you are a carer yourself

For more information about answering this question read our [FAQs](#).

Yes  No

### Duration in care \*

# DIVERSITY AND INCLUSION

If you share you have been in care, you'll have the option of uploading supporting information .

If you're a care leaver you may be eligible for a **UCAS fee waiver**.

Read UCAS' [guidance](#) to check if you're eligible to have your application fee waived.

## Care support information

### Have you been in care?

Select yes if you've ever lived in public care or as a looked-after child, including:

- with foster carers under local authority care
- in a residential children's home
- being 'looked after at home' under a supervision order
- living with friends or relatives in kinship care

Note: This does not refer to time spent in boarding schools, working in a care or healthcare setting, or if you are a carer yourself

For more information about answering this question read our [FAQs](#).

Yes  No


Duration in care \*

### Optional Would you like to upload evidence of being in care?

To help universities and colleges support you in your studies it is helpful if you can upload documents to demonstrate the care you have been in.

Adding these documents may assist universities and colleges in evaluating where they can support you. If you cannot add documents before you submit, you may be asked to send them directly to the universities and colleges.

[What documents can I use as proof of being in care?](#)

 Upload documents

# DIVERSITY AND INCLUSION

You can select *I prefer not to say* for the parental education question.

For the occupational background, you must type at least 3 letters into the response field, and then select an option from the menu that appears below it.

If you prefer not to give this information, please enter '*I prefer not to say*'.

## Parental education

Do any of your parents, step-parents or guardians have any higher education qualification, such as a degree, diploma, or certificate of higher education?

## Occupational background\*

Please give the job title of your parent, step-parent, or guardian who earns the most, if you are under 21. If she or he is retired or unemployed, give their most recent job title. If you prefer not to give this information, please enter '*I prefer not to say*'. If you are 21 or over, please give your own job title. If you can't find a match for the job title you want to enter, please choose the one closest to it.

# MORE ABOUT YOU

You can share any individual needs or circumstances, such as a disability or health condition. You can select multiple conditions from the list available and provide a short bit of context in the free text box that appears.

Sharing this information helps the university connect you to the right support – they may send you more information or contact you to discuss what would help you succeed. See UCAS' support on [individual needs](#) for more advice.

If you don't have any conditions to report, you select "No disability" to mark the section as complete.

Every year, over 60,000 students with a physical and/or mental health condition, long-term illness, or learning difference apply through UCAS to study at a university or college in the UK, and access a range of support available to help with their studies, day-to-day activities, travel, or lifestyle. Would you consider yourself as living with any of the following:

- I have a learning difference  
(e.g. dyslexia, dyspraxia, or AD(H)D))
- I have a hearing impairment  
(e.g. deafness or partial hearing)
- I have a mental health condition, concern or disorder  
(e.g. anxiety or depression)
- I have a physical impairment or challenges with mobility, or dexterity  
(e.g. climbing stairs or uneven surfaces, using a keyboard or laboratory equipment)
- I have a long-term illness or health condition  
(this may involve pain or cause fatigue, loss of concentration or breathing difficulties – including any effects from taking associated medication.)
- I have a social, behavioural or communication impairment  
(e.g. an autistic spectrum condition, Tourette's Syndrome, or speech and language difficulties including stammering)
- I have a visual impairment uncorrected by glasses  
(e.g. blindness or partial sight)
- I have a condition or impairment not listed
- None of these apply to me
- I prefer not to say

# MORE ABOUT YOU

You might feel uncertain about sharing personal circumstances, be reassured it's never used to decide whether to offer you a place, but it might be used to make you an offer that looks at your achievements in context.

These questions are intended to connect you to the right support for your needs.

Select  to see UCAS' help text with advice about this.

Would you consider yourself estranged from both your parents (i.e. you are not in contact with and supported by either of your parents)?

Yes  No

Do you have any unpaid caring responsibilities (not including parenting)?

Yes  No

Are you a parent or do you have parenting responsibilities for a child aged 17 or under?

Yes  No

Do you have official refugee status or limited leave to remain, or are you seeking asylum?

No  The UK government has granted me refugee status or humanitarian protection in the UK  
 I have limited or discretionary leave to remain in the UK  I'm currently seeking asylum in the UK

Do you have a parent or carer who currently serves in the UK Armed Forces, or who has done so in the past?

Yes  No

Have you ever served in the UK Armed Forces?

Yes  No

Are you currently receiving free school meals, or were you in receipt of free school meals between the ages of 11 to 18?

Yes  No  Don't know

Mark this section as complete \*

## Need some help?

Questions from this page that you might need help with:

- [Help for disability](#)
- [Help for estranged](#)
- [Help for caring responsibilities](#)
- [Help for parental responsibilities](#)
- [Help for refugees](#)
- [Help for parent armed forces](#)
- [Help for armed forces](#)
- [Help for free school meals](#)

Need some more general help with your application?

[Guide to completing your UCAS application](#)



# MORE ABOUT YOU

## UCAS Free Schools Meal Application Fee Waiver

You must answer, 'Yes' to this question in 'More about you' to identify you are eligible for the free school meals application fee waiver.

**PLEASE NOTE FREE SCHOOL MEALS IS NOT THE SAME AS THE BUBL CARD.**

[Read UCAS' guidance to check if you're eligible to have your application fee waived.](#)

The Sixth Form will need to agree to your eligibility when reviewing your application.

Are you currently receiving free school meals, or were you in receipt of free school meals between the ages of 11 to 18?

Yes  No  Don't know

Mark this section as complete \*

You must complete all mandatory fields in this section before you can mark it as complete. All sections must be marked as complete before you can send your application.

Save this section

<

### Help for free school meals

Young people in the UK are usually eligible for free school meals if their parents or carers are on a low income or in receipt of certain benefits. If you're not sure, ask your school – they will be able to confirm this for you. You may also be eligible if you're paid qualifying benefits directly, instead of through your parent or carer. For more information about answering this question read our FAQs.

If you receive the Bubl card which allows you to receive lunch at Sixth Form but not Free School Meals, you need to select no on this question.

# EDUCATION

You must enter all your qualifications from secondary education onwards – whether you have the result (even any that were ungraded, have completed resits or you're still awaiting exams and results).

You must list your whole secondary education from Year 7 onwards.

If you attended one school from years 7 to 11 you need to put the start date as September 2020 to June 2025.

If you attended the Main School, you can either add CRGS as from September 2020 to June 2025 for your secondary education or you can add it to combine your time in the Sixth Form with your time at Main School and put the dates as September 2020 to June 2027.

If you attended multiple schools, you must list every school you attended between Years 7 to Year 11.

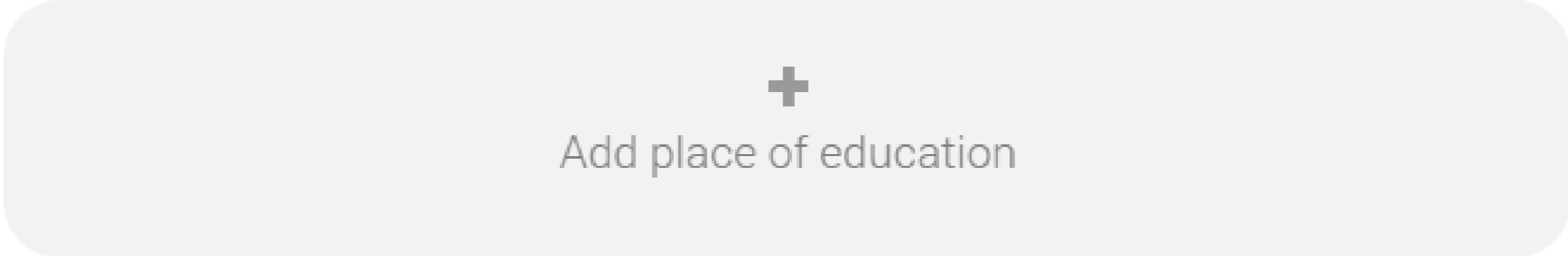
If you did not gain any qualifications at a school leave the qualification section blank.

# EDUCATION

First, you need to add details of where you've studied, or are studying, then add qualifications.

Start by clicking **Add place of education**.

You'll be asked for a 'Unique Learner Number' – if you don't know what it is you can leave it blank.



---

**Unique Learner Number (ULN)**  
**Students in England, Wales and Northern Ireland ONLY** – This is a unique 10-digit number, which is usually printed on your qualification certificates or results slip. If you are applying from a school or college, they may also have this number. Inputting this number can help us to check the information you submit, but if you don't have one or don't know yours, please leave this blank

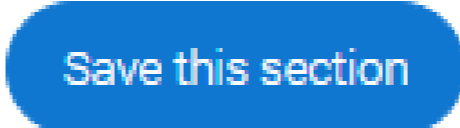
**English language certificates**  
 English language certificates are often needed for international students as an entry requirement for the course.  
 Not everyone will need an English language certificate. If you're unsure whether you need one, check the entry requirements for the course on the search tool.  
 If you have a language certificate that is not listed here, ie Pearson, Cambridge you can add these as a qualification in the section above.

**Test of English as a Foreign Language (TOEFL) Number**

**International English Language Testing System (IELTS) TRF Number**

Mark this section as complete\*

You must complete all mandatory fields in this section before you can mark it as complete. All sections must be marked as complete before you can send your application.



# EDUCATION

Once you are linked to CRGS when you select 'Add place of education', you'll be asked to add it.

Put the start dates as **September 2025** and the end date as **June 2027**.

If you've attended another school for your GCSEs, type the name of where you studied. Once you find your centre, click on the name and the Exam centre number will automatically populate.

For your **Secondary Education** put the dates as **September 2020 to June 2025**.

You are linked to Clitheroe Royal Grammar School , would you like to add this centre?

Yes  No

Name of the school, college, or university \*

Exam centre number

This may be automatically filled in based on your school, college, or university

Start date \*

Month Year

End date \*

Select the date you left or plan to leave.

Month Year

Attendance type \*

Full time  Part time  Exam only

Study Mode \*

If you had lessons that were taken online over COVID lockdowns but now returned to school-based, please select "In person".

Online  In person

Save and add Qualification

Save and return to Education Section

Cancel

# EDUCATION

Tell UCAS how you studied at each place of education.

The majority of students will be selecting 'full time' and 'in person'.

**Type of study \***

Full time  Part time  Exam only

**Study Mode \***

Online  In Person

Save and add Qualification

Save and return to Education Section

# EDUCATION

There are warning messages to help you.

For example, you can't say you attended two or more places for full-time study during the same date range.

Red text are warnings, it means something is wrong and the section can't be completed until you change it.

## UCAS, CHELTENHAM

[... More](#)

March 2009 - July 2030

Full time

**!** You cannot be full-time at more than one school or college at the same time - please check the start and finish dates you have entered.

Add qualification

## UCAS, CHELTENHAM , Cheltenham, Ireland

[... More](#)

March 2009 - April 2030

Full time

**!** You cannot be full-time at more than one school or college at the same time - please check the start and finish dates you have entered.

Add qualification

# EDUCATION

Once you've added where you studied you need to 'Add qualification'.

## UCAS, CHELTENHAM

\*\*\* More

March 2009 - July 2030

Exam only

Add qualification

# EDUCATION

Select All qualifications and the shortlisted qualifications provided by the Sixth Form appear to help you choose the correct qualifications.

It's important the awarding organisation is entered accurately.

You then need to add your A Levels, in the subject box put the subject, select the grade as pending and the date as June 2026.

You also need to include Core Maths and EPQ.

For your EPQ put the qualification date as January 2027 and in the subject box add the title of your EPQ and select the grade as pending.

You do not need to enter any modules unless your university choices have stated that you need to add modules.

## Pick your qualification type

Choose the type of qualification you would like to add - you can search for specific qualifications and view those shortlisted by your adviser within each group.

A Level, AS, EPQ, and T Levels ▾ GCSE and equivalent BTEC ▾ Job related

Scottish qualifications International and EU ▾ Baccalaureate Apprenticeships

Access to HE Technical (not including BTEC) Core maths HNC, HND, and Degrees

Performance, Art, and Design ▾ More UK Qualifications All qualifications

## Search for your qualifications

Search for keywords from your Qualification title or Country to narrow down the list. If your qualification isn't listed, use the "All qualifications" filter and search there. Still no results? Try removing any country filters and searching "Other" under "All qualifications".

🔍 Search

### Shortlist provided by your school or college.

- + Cambridge International A Level
- + Extended Project (Level 3)
- + GCE Advanced Level (A-Level)
- + GCE Advanced Subsidiary
- + GCSE (Grade 9-1)
- + GCSE Double Award (9-9 to 1-1)
- + International Baccalaureate - Extended Essay
- + International Baccalaureate Diploma
- + T Level Technical Qualification - Core Component
- + T Level Technical Qualification - Industry Placement
- + T Level Technical Qualification - Overall Grade
- + T Level Technical Qualification - Specialism

# EDUCATION

You need to add all of your GCSEs and any BTECs with the qualification date as June 2025 including any resits if you attended a different school to the Main School you need to add this school as another school in the same way you added the Sixth Form.

If you cannot find a qualification category, then use the search to narrow this down. If you are searching for a qualification, make sure you use the full qualification title. For more help and advice head to [ucas.com](https://ucas.com).

# EDUCATION

The education section is an important part of your application. It shows your qualifications and helps universities and colleges decide if you meet their requirements.

Double check all details are correct, especially qualification titles, levels, and awarding organisations.

You can also add Music, Drama, Dance qualifications and Duke of Edinburgh Awards in this section.

Once you're happy you've added all pending and completed qualifications, you can select 'Yes' to this question.

**Have you finished adding all the qualifications you have achieved or are currently studying? \***

**You must add all your qualifications**, starting from your UK secondary education or the equivalent in your country. Please include all the qualifications you have and are working towards before you start university or college.

Yes

No

You must enter at least one qualification record before marking the sections as complete. Warnings will guide you on the next steps.

# EDUCATION

Once you've confirmed you've added all your qualifications, there'll be the option to upload copies of certificates.

**You're not expected to upload anything if you are currently in Year 13.**

For gap year applicants, you'll have the option of uploading certificates and transcripts for pending and completed qualifications.

This is optional. UCAS have more guidance available [here](#).

**Optional** Would you like to upload certificates and transcripts?

**UK applicants still in formal education are not required to upload supporting evidence.**


You have the option to add evidence of your qualifications if you are:

- An international applicant
- A mature applicant

Adding these documents may assist universities and colleges in evaluating your education level. If you cannot add documents before you submit, you may be asked to send them directly to the universities and colleges.

[What documents can I use as proof of my qualifications?](#)

[Link to education video](#)

 Upload documents

# EMPLOYMENT

Include details of any paid employment relevant to the courses or subjects you're applying for.

Any unpaid or voluntary work relevant to the courses or subjects you're applying for shouldn't be included in this section – you may wish mention that in your personal statement.

If you don't have any paid work experience, leave this section blank, and mark it as complete.

+  
Add employment

Mark this section as complete \*

You must complete all mandatory fields in this section before you can mark it as complete. All sections must be marked as complete before you can send your application.

Save this section

# EXTRA ACTIVITIES

Please add any activity you have taken part in to prepare for higher education.

These include national or regional schemes, university-run programmes, summer schools, taster courses, and booster courses.

Open days are not relevant to this question.

If you haven't attended any such activity, please leave this section blank and mark it as complete

## Extra activities

Have you attended an activity to prepare you for higher education?

Please select any activity you have taken part in to prepare for higher education. For example: national or regional schemes, university-run programmes, summer schools, campus days, taster courses, and booster courses. You can also use your personal statement to include more details about the activities you took part in, the skills you learned, and how this prepared you for higher education.

Note: Open days are not relevant to this question.

If you haven't attended any such activity, please leave this section blank.

If this section is relevant to you, please provide the following details:

+  
Add activity

Mark this section as complete \*

You must complete all mandatory fields in this section before you can mark it as complete. All sections must be marked as complete before you can send your application.

Save this section

# EXTRA ACTIVITIES

If this section is relevant to you, you need to include:

- type of activity
- name of the activity provider (from a drop-down list)
- name of the activity/programme (a free-text box)
- dates of the activity.

If the type of activity you attended is not listed, please select 'Other'.

## Add activity

Type of activity \*

▼

- Campus visit
- Information Advice and Guidance
- Masterclass/ subject insight
- Mentoring
- Online
- Skills and attainment raising activity
- Summer School
- Workshop in School/college
- Other

Characters used: 0 of 100 characters

Start date \*

Day	Month	Year
DD ▼	MM ▼	YYYY ▼

End date \*

Day	Month	Year
DD ▼	MM ▼	YYYY ▼

Save
Cancel

# EXTRA ACTIVITIES

The activity provider is the organiser of the activity. It may be a university or college, or a national, regional, or local organisation.

If the activity provider isn't listed, please select "Other". If you're unsure of the answer, contact whoever organised the activity to find out, and, if you're still unsure, select 'Don't know'.

### Add activity

Type of activity \*

Mentoring

Activity provider \*

- Aim Higher
- YG&T
- Sutton Trust
- LEAPS
- GOALS
- ASPIRENorth
- Other**
- Don't know
- Reaching Wider
- Discovering Queen's programme
- LIFT OFF
- FOCUS West
- Realising Opportunities
- UNIQ Summer School
- Villiers Park post-16 Residential Course
- Villiers Park Scholars Programme
- Academic Enrichment programme (AEP)
- Higher Education Insight Programme (HEI)
- Aston Progression Pathways

Save Cancel

# EXTRA ACTIVITIES

Add the official title of the activity. If you're unsure of the answer, contact whoever organised the activity to find out.

You can add a maximum of 2 activities.

You can use your personal statement to include more details about these and other activities you took part in; reflecting on the skills learned, and how this prepared you for higher education.

### Add activity

Type of activity \*

Mentoring

Activity provider \*

Name of the activity/programme

This is a free text box of 100 characters.

Characters used: 42 of 100 characters

Start date \*

Day Month Year

DD MM YYYY

End date \*

Day Month Year

DD MM YYYY

Save Cancel

# PERSONAL STATEMENT

You can save and edit this as many times as you need to.

If it's over the character count you can't 'Complete' it until it meets the count.

If you try to navigate away without saving your work. UCAS will remind you with a pop-up warning.

You can expand each question box by dragging the bottom right-hand corner.

## Why do you want to study this course or subject? \*

This is your opportunity to showcase your passion and knowledge of your chosen subject area and to demonstrate to universities and colleges why they are a good fit for you and your future ambitions.

Please use a minimum of 350 characters in this section (350 needed)

## How have your qualifications and studies helped you to prepare for this course or subject? \*

This is your chance to shout about the relevant or transferable skills you've gained from your education and highlight your understanding of how they will help you succeed in this subject area.

Please use a minimum of 350 characters in this section (350 needed)

## What else have you done to prepare outside of education, and why are these experiences useful? \*

This is your chance to reflect on any other activities you have undertaken outside of your education or personal experiences which further demonstrate your suitability for the course. This section is likely to be deeply personal to you, so anything you include should be meaningful and relevant to you.

Please use a minimum of 350 characters in this section (350 needed)

Overall character count  
0 / 4000

# PERSONAL STATEMENT

Remember UCAS will carry out checks to verify your personal statement is your own work.

If it looks like it's been copied from other sources, UCAS will tell the universities and colleges you applied to, and they'll decide what to do next.

UCAS will also contact you by email to tell you this has happened.

Check out [ucas.com](https://ucas.com) for all the support in writing your personal statement.

Overall character count  
2235 / 4000

## What else have you done to prepare outside of education, and why are these experiences useful? \*

This is your chance to reflect on any other activities you have undertaken outside of your education, or personal experiences which further demonstrate your suitability for the course. This section is likely to be deeply personal to you, so anything you include should be meaningful and relevant to you.

This is your chance to talk about any other activities you have undertaken outside of your formal education or personal experiences which further demonstrate your suitability for the course. This section is likely to be highly personal to you and anything you do include should reflect on why you're including it.

Examples of what you might talk about here could include work experience, employment, or volunteering. Personal life experiences or responsibilities. Hobbies and any extracurricular or outreach activities. Post-education activities.

Minimum number of characters met

Mark this section as complete \*

You must complete all mandatory fields in this section before you can mark it as complete. All sections must be marked as complete before you can send your application.

Save this section

# ADDING A CHOICE

Start typing the **name** of the university or college, select from the options displayed.

Do the same for the course you have selected.

Locations and start dates are displayed according to the course details.

Universities and colleges will display the points of entry available in the UCAS course search, check this if you're not sure.



### Add choice

**University/college name \***

**Course \***

**Location \***

**Start date \***

**Further details**  
You only need to provide information here if your chosen university or college has asked you to.

**Point of entry**  
This tells the universities and colleges which year of the course you want to start, e.g. point of entry one is the first year of the course. If you wish to start in the first year of the course leave the box blank and you will automatically be considered for the first year. Enter 0 if you intend to take a foundation year – not all universities offer a foundation year so please check before applying.  
If you've spoken to your chosen university or college and they are willing to consider your application to start the course after the first year, please enter the relevant number for the year, e.g. second year = 2, third year = 3, etc.

**Live at home while studying? \***

Yes  No

**Save** **Cancel**

# ADDING A CHOICE

Some courses may require you to disclose your criminal conviction status.

UCAS will only show this question if the course choice requires it.

Only tick this box if you have any convictions; otherwise leave it blank.

## Criminal convictions

Applied Health & Social Care (top-up) at University of Anywhere

This course has entry requirements which ask you to disclose further information regarding any spent or unspent convictions or any past criminal activities, and may also require a criminal records check.

### ▼ Help with criminal convictions

Further checks may also be required under the Disclosure and Barring Service.

If you have spent or unspent convictions from a court outside Great Britain, additional checks may be carried out depending on the records available in respect of the applicable country.

A criminal records check may show all spent and unspent criminal convictions including (but not limited to) cautions, reprimands, final warnings, bind over orders or similar and, to the extent relevant to this course, may also show details of any minor offences, fixed penalty notices, penalty notices for disorder, ASBOs or VOOs.

- Please tick if you have any spent or unspent criminal convictions or other punishments that would show up on a criminal records check.

**If you tick the box you will not be automatically excluded from the application process.**

It is recommended that you [read our page on criminal convictions](#) and if these issues are in any way relevant to you, you should obtain further advice from appropriate bodies. UCAS will not be able to assist you in this respect.

You will be asked this question each time you add a course that requires a criminal conviction declaration.

Save

Cancel

# ADDING A CHOICE

There is a maximum of **five** choices and choice restrictions may apply. A maximum of **four** courses from medicine, dentistry, veterinary medicine or veterinary science, and either the University of Oxford OR the University of Cambridge.

Once all choices are added you must mark the section as complete to be able to submit.

Choices do not need to be added in any preference order. Universities / colleges can only see where else you've applied once they've made their offer and you've decided whether to accept them as your firm or insurance choice.

The screenshot shows the 'Your choices' section of the UCAS application. At the top right is a search bar labeled 'Search for courses' with a magnifying glass icon and the text 'Find courses and providers'. Below this is a large blue button with a white plus sign and the text 'Add choice'. Underneath are two course cards, each with a three-dot menu icon in the bottom right corner.

**Accounting and Finance (N400)**  
Aberystwyth University (A40)

Location: Main Site (Aberystwyth)  
Start date: 01 September 2022  
Further details: *Not provided*  
Point of entry: 1st year  
Deferred entry: Yes  
Live at home while studying: No

**Accounting and Finance (with integrated Foundation) (NN44)**  
University of Buckingham (B90)

Location: Main Site  
Start date: 23 September 2022  
Further details: *Not provided*  
Point of entry: 1st year  
Deferred entry: Yes  
Live at home while studying: No

You can add up to 5 choices to your application. You can change your choices until you send your application to us. All sections must be marked as complete before you can send your application to us.

Mark complete

# ADDING A CHOICE

Some courses have extra admissions tests and assessments.

UCAS will show these in **blue text** on the choice card.

This should not be a surprise to you, as you should have seen details of this when researching the course.

Your **choices**

+
Add choice

**Medicine (A100)**  
**University of Anywhere (A99)**

**Location:** Christ Church  
**Start date:** 01 October 2022  
**Further details:** *Not provided*  
**Point of entry:** 1st year  
**Deferred entry:** Yes  
**Live at home while studying:** No  
**Criminal convictions declaration:** Undeclared

**INFO**

- ! **You may need to take an admissions test**  
 As part of the application process for this course you may need to sit the following admissions tests: Bio-Medical Admissions Test (BMAT)
- ! **There may be an assessment**  
 You may be required to attend an interview or audition or provide a portfolio, essay or other piece of work to help the course tutor decide if you're suitable for this course.

...

# ADDING A CHOICE

Click anywhere on a choice card to expand it or collapse it.

Any choice combinations that are not permitted will be flagged with **red text** on the right of each relevant card.

For example, these screens show error messages for a student trying to apply to University of Cambridge and University of Oxford.

**Medicine (A100)**  
University of Cambridge (C05)

Location: Girton  
Start date: 01 October 2021  
Further details: *Not provided*  
Point of entry: 1st year  
Deferred entry: No  
Live at home while studying: No  
Criminal convictions declaration: Undeclared

**INFO**

- Check your choices**  
You can usually only apply to one course at either the University of Oxford or the University of Cambridge. The only exception is if you'll be a graduate by 30 September 2021 and you're applying to Cambridge for graduate medicine (course A101). If so, you can also apply to medicine (course A100) at Cambridge, as well as graduate medicine (course A101) at Oxford.
- You may need to take an admissions test**  
As part of the application process for this course you may need to sit the following admissions tests: Bio-Medical Admissions Test (BMAT)
- There may be an assessment**  
You may be required to attend an interview or audition or provide a portfolio, essay or other piece of work to help the course tutor decide if you're suitable for this course.

**Medicine (A100)**  
University of Oxford (O33)

**INFO**

- You can't make two or more applications to Oxford**
- You may need to take an admissions test**
- There may be an assessment**

# SUBMITTING THE APPLICATION

All parts of the application must be complete and showing 'Ready to Send' before being able to review and submit to your UCAS form into school.

When all the sections are complete the blue 'Review and submit' button will be available to click.

The screenshot displays the UCAS Application dashboard for a 2027 Undergraduate application. At the top left, it says "UCAS APPLICATION" and "2027 Undergraduate application". At the top right, it shows "Your Personal ID number 2070014907". Below this is a navigation bar with "UCAS application". The main content area shows "Application status" and "Centre information" (Group: Default Group). A progress bar consists of four circular icons: "CHOICES" (1/5), "PROFILE" (100%), "PERSONAL STATEMENT" (checkmark), and "READY TO SEND" (yellow circle). A blue "Review and submit" button is located below the "READY TO SEND" icon.

# SUBMITTING THE APPLICATION

View the full application; download as a pdf (in the top right) to help you check it.

Make sure you double check your personal statement, qualifications and choices.

At the bottom of the application, click **Accept and proceed** (or return to application if you want to make more changes).

## SUBMITTING YOUR APPLICATION

2027 Undergraduate application

Your Personal ID number  
2070014907

🏠 / UCAS application / Submitting your application

### Check **your application**

This is an overview of your application. Please check to make sure the information is correct.

[Download as PDF](#)

- [Personal details](#)
- [Contact details](#)
- [Nationality details](#)
- [Where you live](#)
- [Supporting information](#)
- [Finance and funding](#)
- [Diversity and inclusion](#)
- [More about you](#)

#### Personal details edit

Title	Miss
First and middle name(s)	Sam
Last name	Young
Previous name(s)	Not provided
Preferred name	Not provided
Date of birth	14/08/2006
Gender	Woman

Accept and proceed

[Return to application](#)

# SUBMITTING THE APPLICATION

By accepting the terms and conditions you are confirming you have read and understood the terms and conditions, and that the information you have provided is true, complete and accurate.

You can collapse these by clicking the ▼.

Either **Accept and proceed**, or you can 'Return to application'.

**SUBMITTING YOUR APPLICATION**  
2027 Undergraduate application

Your Personal ID number  
2070014907

UCAS application | Submitting your application

1 Check your application 2 Terms and conditions 3 Pay and submit

**Terms and conditions**  
It is important that you read this declaration carefully so that you are happy you understand its content.

**Your application**  
It is important that you read this declaration carefully so that you are happy you understand its content.

We will ask you to confirm your agreement by ticking a box in the Terms and Conditions section before you submit your application. By ticking this box, we will consider that you accept the terms of the Declaration set out below and [privacy policy](#); we cannot process your application unless you do so.

**a. How we verify the information you provide**

We may take any necessary steps to check with you and other parties, including universities, colleges and examination and awarding bodies whether the information you have provided is accurate and complete. If we, or a university or college, have any reason to believe that you or your referee have:

- left out any relevant information, including any previous academic study, qualifications you have completed, qualifications with an unsuccessful grade or qualifications for which you are still awaiting results;
- given false or misleading information;

We have the right to cancel your application without refunding your application fee if we determine (having carried out any necessary checks), or have reasonable belief, that your application contains false information.

If you have any reason to believe that information we hold about you is not true, complete and accurate, you must tell us.

If we need to verify your identity, we may use details in your application by making checks using any official, publicly available or commercially available identity checking services. If any adverse information is revealed about you we will let you know so that you have an opportunity to respond.

# PAY AND SUBMIT

If you are paying for your application yourself, select 'Pay by card' and enter your card details.

**1** Check your application — **2** Terms and conditions — **3** Pay and submit




## Pay and **submit**

### Which payment option should I choose?

You cannot amend this choice later so please select the right option for you.

**Pay by card**

Select this option if you are paying the application for payment.

The next screen you see may be from your card issuer for payments.

[Pay by card](#)

[Back to Terms and conditions](#)    [Return to application](#)

**1** Check your application — **2** Terms and conditions — **3** Pay and submit

## Pay and **submit**

### Which payment option should I choose?

You cannot amend this choice later so please select the right option for you.

**Paying for your application**

**Invoice**

UCAS will send an invoice to your school, college or centre for payment of the application fee. Select this option if the centre has agreed to pay your application fee on your behalf.

[Invoice](#)

# FREE SCHOOL MEAL APPLICATION FEE WAIVER

If you have the Bubl card which gives you free school meals, you need to select pay by card and not apply for the FSM fee waiver.

If you are eligible for the free school meals waiver you need to choose 'Apply with FSM fee waiver', when you 'Pay and submit'.

If you can't see this option but think you're eligible:

Check you have answered 'Yes' to the question in 'More about you'.

Once you pay by card (even if you are eligible), this cannot be reversed; a fee waiver cannot be applied after you have completed the pay and submit process.



Pay and **submit**

## Which payment option should I choose?

You cannot amend this choice later so please select the right option for you.

### Free school meals (FSM) waiver

You have answered 'yes' to the free school meal question. You should use the 'Apply with FSM fee waiver' below.

UCAS is waiving the application fee for students who have received **free school meals funded by the UK government**; if you have received free school meals at any point in the last six years, you do not need to pay the UCAS application fee.

Your school, college or centre will need to agree you receive/have received free school meals, once you submit your application.

Check if you are eligible

Apply with FSM fee waiver

# SUBMIT

When you've paid and submitted your application, it will go to the UCAS Administrator in the careers office to check.

If you log in after you've submitted your application into the Sixth Form, you'll see a read-only version of it.

After you have submitted your form keep an eye on your email as if you need to make any changes your form will be sent back to you.

The screenshot shows a web interface for a UCAS application. At the top, there is a teal header with a back arrow and the text "Return to your Hub". Below this, a message states: "This is a read only version of your application which is with an adviser at UCAS Test and training centre. your adviser if you have any questions or problems with your application." To the right of this message are the words "Contact" and a button labeled "Download as PDF".

On the left side, there is a vertical navigation menu with the following items: "Personal details", "Contact and residency details", "Employment", "Education", "Nationality details", "Supporting information", "English language skills", "Finance and funding", "Diversity and inclusion", and "Personal statement".

The main content area is divided into two sections:

- Personal details:**

Title	Ms
First name	Rose
Last name	Hill
Previous name(s)	Not provided
Preferred name	Not provided
Date of birth	06/02/1996
Gender	Female
- Contact and residency details:**

Mobile telephone number	01234567890
Other telephone number	Not provided